

KMG Milk Food Ltd.  
375, 1st Floor, Main Road, Gazipur  
Delhi-110096, India  
Tel. : 011-43160000 (100 lines)  
info@kmggroup.com  
www.kmggroup.com



Date: 28<sup>th</sup> February 2014

To  
Mr. Rakesh Parekh  
Sp. Assistant  
Department of Corporate Services  
**BSE Limited**  
Phiroze Jeejeebhoy Towers  
Dalal Street, Mumbai – 400 001

**Sub: Reply to the Email regarding Discrepancies in the Shareholding pattern (BSE Scrip Code 519415)**

Dear Sir,

This is in reference to your E-mail dated 26<sup>th</sup> February 2014, regarding discrepancies in the Shareholding Pattern of our Company, KMG Milk Food Limited, for the quarter ended on 31<sup>st</sup> December 2013. We would like to state that since the format of Introductory table provides the Total Paid up Capital of Company assuming full conversion of warrants and convertible securities while you have suggested to provide the number of shares in place of Total Paid Up Capital.


The format does not mention explicitly that it is to be given in number of shares or in Rupees which has lead to the confusion and the mistake is attributable to the confusion.

We are hereby sending the revised quarterly shareholding pattern for the quarter ended on 31<sup>st</sup> December 2013 as per your directives.

Kindly acknowledge the clarification provided as above and do the needful.

Regards

For KMG Milk Food Limited


  
Aditya Dwivedi  
Compliance Officer

Enclosed:  
Shareholding Pattern as on 31.12.2013

**KMG Milk Food Ltd.**

375, 1st Floor, Main Road, Gazipur  
 Delhi-110096, India  
 Tel. : 011-43160000 (100 lines)  
 info@kmggroup.com  
 www.kmggroup.com



Introductory sub-table (I)(a)			
Name of the Company: KMG Milkfood Limited			
Scrip Code, Name of the scrip, class of security: 519415, KMG MILK, Equity Shares			
Quarter ended: December 2013			
Partly paid-up shares:-	No. of partly paid-up shares	As a % of total no. of partly paid-up shares	As a % of total no. of shares of the company
Held by promoter/promoter group	0	0.00	0.00
Held by public	0	0.00	0.00
<b>Total - D</b>	<b>0</b>	<b>0.00</b>	<b>0.00</b>
Outstanding convertible securities:-	No. of outstanding securities	As a % of total no. of outstanding convertible securities	As a % of total no. of shares of the company, assuming full conversion of the convertible securities
Held by promoter/promoter group	0	0.00	0.00
Held by public	0	0.00	0.00
<b>Total - E</b>	<b>0</b>	<b>0.00</b>	<b>0.00</b>
Warrants:-	No. of warrants	As a % of total no. of warrants	As a % of total no. of shares of the company, assuming full conversion of warrants
Held by promoter/promoter group	0	0.00	0.00
Held by public	0	0.00	0.00
<b>Total - F</b>	<b>0</b>	<b>0.00</b>	<b>0.00</b>
Total paid-up capital of the company, assuming full conversion of warrants and convertible securities (Grand Total (A+B+C)+ D+E+F)	5304600		
For KMG Milk Food Limited For KMG MILK FOOD LIMITED  Director Basudev Garg Whole Time Director			
Date: 28.02.2014			
Place: Kurukshetra (Haryana)			

## Statement Showing Shareholding Pattern

### Table (I)(a)

Category code	Category of Shareholder	Number of Shareholders	Total number of shares	Number of shares held in dematerialized form	Total shareholding as a percentage of total number of shares		Shares Pledged or otherwise encumbered	
					As a percentage of (A+B) <sup>1</sup>	As a percentage of (A+B+C)	Number of shares	As a percentage
(A)	Shareholding of Promoter and Promoter Group <sup>2</sup>							
1	Indian							
(a)	Individuals/ Hindu Undivided Family	3	2356835	2,004,385	44.43	44.43	0	0.00
(b)	Central Government/ State Government(s)	0	0	0	0.00	0.00	0	0.00
(c)	Bodies Corporate	1	530300	0	10.00	10.00	0	0.00
(d)	Financial Institutions/ Banks	0	0	0	0.00	0.00	0	0.00
(e)	Any Others(Specify)	0	0	0	0.00	0.00	0	0.00
	<b>Sub Total(A)(1)</b>	<b>4</b>	<b>2887135</b>	<b>2004385</b>	<b>54.43</b>	<b>54.43</b>	<b>0</b>	<b>0.00</b>
2	Foreign							
a	Individuals (Non-Residents Individuals/ Foreign Individuals)	0	0	0	0.00	0.00	0	0.00
b	Bodies Corporate	0	0	0	0.00	0.00	0	0.00
c	Institutions	0	0	0	0.00	0.00	0	0.00
d	Qualified Foreign Investor	0	0	0	0.00	0.00	0	0.00
e	Any Others(Specify)	0	0	0	0.00	0.00	0	0.00
	<b>Sub Total(A)(2)</b>	<b>0</b>	<b>0</b>	<b>0</b>	<b>0.00</b>	<b>0.00</b>	<b>0</b>	<b>0.00</b>
	<b>Total Shareholding of Promoter and Promoter Group (A)= (A)(1)+(A)(2)</b>	<b>4</b>	<b>2887135</b>	<b>2004385</b>	<b>54.43</b>	<b>54.43</b>	<b>0</b>	<b>0.00</b>
(B)	Public shareholding							
1	Institutions							
(a)	Mutual Funds/ UTI	1	38,200	0	0.72	0.72	0	0.00
(b)	Financial Institutions / Banks	0	0	0	0.00	0.00	0	0.00
(c)	Central Government/ State Government(s)	0	0	0	0.00	0.00	0	0.00
(d)	Venture Capital Funds	0	0	0	0.00	0.00	0	0.00
(e)	Insurance Companies	0	0	0	0.00	0.00	0	0.00
(f)	Foreign Institutional Investors	1	250,000	0	4.71	4.71	0	0.00
(g)	Foreign Venture Capital Investors	0	0	0	0.00	0.00	0	0.00
(h)	Qualified Foreign Investor	0	0	0	0.00	0.00	0	0.00
(i)	Any Other	0	0	0	0.00	0.00	0	0.00
	<b>Sub-Total (B)(1)</b>	<b>2</b>	<b>288,200</b>	<b>0</b>	<b>5.43</b>	<b>5.43</b>	<b>0</b>	<b>0.00</b>
B 2	Non-institutions							
(a)	Bodies Corporate	30	191000	62700	3.60	3.60	0	0.00
(b)	Individuals							
i	Shareholders holding nominal share capital up to Rs. 1 lakh	1293	668015	26,100	12.59	12.59	0	0.00
ii	Shareholders holding nominal share capital in excess of Rs. 1 lakh.	17	1269950	0	23.94	23.94	0	0.00
(c)	Qualified Foreign Investor	0	0	0	0.00	0.00	0	0.00
(d)	Any Other							
i	Hindu Undivided Family	2	300	300	0.01	0.01	0	0.00
	<b>Sub-Total (B)(2)</b>	<b>1342</b>	<b>2129265</b>	<b>89,100</b>	<b>40.14</b>	<b>40.14</b>	<b>0</b>	<b>0</b>
(B)	<b>Total Public Shareholding (B)= (B)(1)+(B)(2)</b>	<b>1344</b>	<b>2417465</b>	<b>89,100</b>	<b>45.57</b>	<b>45.57</b>	<b>0</b>	<b>0.00</b>
	<b>TOTAL (A)+(B)</b>	<b>1348</b>	<b>5304600</b>	<b>2,093,485</b>	<b>100.00</b>	<b>100.00</b>	<b>0</b>	<b>0.00</b>
(C)	Shares held by Custodians and against which Depository Receipts have been issued	0	0	0	0.00	0.00	0	0.00
	<b>GRAND TOTAL (A)+(B)+(C)</b>	<b>1348</b>	<b>5304600</b>	<b>2093485</b>	<b>100.00</b>	<b>100.00</b>	<b>0</b>	<b>0.00</b>

Sr.No Notes

- 1 For determining public shareholding for the purpose of Clause 40A
- 2 For definitions of Promoter and Promoter Group, refer to Clause 40A.
- 3 Public shareholding


For ENG  


b) Statement showing holding of securities (including shares, warrants, convertible securities) of persons belonging to the category "Promoter and Promoter Group"

Sr. No.	Name of the shareholder	Details of Shares held		Encumbered shares (*)			Details of warrants		Details of convertible securities		Total shares (Including underlying shares assuming full conversion of warrants and convertible securities) as a % of diluted share capital
		Number of shares held	As a % of grand total (A)+(B)+(C)	No.	As a percentage	As a % of grand total (A)+(B)+(C) of sub-clause (I)(a)	Number of warrants held	As a % total number of warrants of the same class	Number of convertible securities held	As a % total number of convertible securities of the same class	
(i)	(ii)	(iii)	(iv)	(v)	(vi)=(v)/(iii)*100	(vii)	(viii)	(ix)	(x)	(xi)	(xii)
1	Shivani Garg	352450	6.64	0	0.00	0.00	0	0.00	0	0.00	6.64
2	Basudev Garg	882656	16.64	0	0.00	0.00	0	0.00	0	0.00	16.64
3	Mithlesh Garg	1121729	21.15	0	0.00	0.00	0	0.00	0	0.00	21.15
4	RMG International Limited	530300	10.00	0	0.00	0.00	0	0.00	0	0.00	10.00
<b>TOTAL</b>		<b>2887135</b>	<b>54.43</b>	<b>0</b>	<b>0.00</b>	<b>0.00</b>	<b>0</b>	<b>0.00</b>	<b>0</b>	<b>0.00</b>	<b>54.43</b>

(\*) The term "encumbrance" has the same meaning as assigned to it in regulation 28(3) of the SAST Regulations, 2011

For RMG International Limited



Director

(i)(c)(i) Statement showing holding of securities (including shares, warrants, convertible securities) of persons belonging to the category "Public" and holding more than 1% of the total number of shares

Sr. No.	Name of the shareholder	Number of shares held	Shares as a percentage of total number of shares (i.e., Grand Total (A)+(B)+(C) indicated in Statement at para (i)(a) above)	Details of warrants		Details of convertible securities		Total shares (including underlying shares assuming full conversion of warrants and convertible securities) as a % of diluted share capital
				Number of warrants held	As a % total number of warrants of the same class	Number of convertible securities held	% w.r.t total number of convertible securities of the same class	
1	Pushpa Garg	300,000	5.66	0	0.00	0	0.00	5.66
2	B B Raina	279,600	5.27	0	0.00	0	0.00	5.27
3	Abantage Advisor India Fund Inc.	250,000	4.71	0	0.00	0	0.00	4.71
4	Sandeep Gupta	191,550	3.61	0	0.00	0	0.00	3.61
5	Sanjay Gupta	81,500	1.54	0	0.00	0	0.00	1.54
6	Stock Holding Corporation of India	78,500	1.48	0	0.00	0	0.00	1.48
7	Babita Gupta	75,000	1.41	0	0.00	0	0.00	1.41
8	Sandeep Gupta	70,000	1.32	0	0.00	0	0.00	1.32
9	Tula Finance Limited	59,600	1.12	0	0.00	0	0.00	1.12
10	Arun Kumar Gupta	53,200	1.00	0	0.00	0	0.00	1.00
TOTAL		1,438,950	27.13	0	0.00	0	0.00	27.13

(i)(c)(ii) Statement showing holding of securities (including shares, warrants, convertible securities) of persons (together with PAC) belonging to the category "Public" and holding more than 5% of the total number of shares of the company

Sr. No.	Name(s) of the shareholder(s) and the Persons Acting in Concert (PAC) with them	Number of shares	Shares as a percentage of total number of shares (i.e., Grand Total (A)+(B)+(C) indicated in Statement at para (i)(a) above)	Details of warrants		Details of convertible securities		Total shares (including underlying shares assuming full conversion of warrants and convertible securities) as a % of diluted share capital
				Number of warrants	As a % total number of warrants of the same class	Number of convertible securities held	% w.r.t total number of convertible securities of the same class	
1	Pushpa Garg	300000	5.66	0	0.00	0	0.00	5.66
2	B B Raina	279600	5.27	0	0.00	0	0.00	5.27
TOTAL		579600	10.93	0	0.00	0	0.00	10.93

For    
 Director

11/01/2017

(I)(d) Statement showing details of locked-in shares

Sr. No.	Name of the shareholder	Number of locked-in shares	Locked-in shares as a percentage of total number of shares (i.e., Grand Total (A)+(B)+(C) indicated in Statement at para (I)(a) above)
	NIL	0	0.00
	TOTAL	0	0.00

(II)(a) Statement showing details of Depository Receipts (DRs)

Sr. No.	Type of outstanding DR (ADRs, GDRs, SDRs, etc.)	Number of outstanding DRs	Number of shares underlying outstanding DRs	Shares underlying outstanding DRs as a percentage of total number of shares (i.e., Grand Total (A)+(B)+(C) indicated in Statement at para (I)(a) above)
	NIL	0	0	0.00
	TOTAL	NIL	NIL	NIL

(II)(b) Statement showing Holding of Depository Receipts (DRs), where underlying shares held by "promoter/promoter group" are in excess of 1% of the total number of shares

Sr. No.	Name of the DR Holder	Type of outstanding DR (ADRs, GDRs, SDRs, etc.)	Number of shares underlying outstanding DRs	Shares underlying outstanding DRs as a percentage of total number of shares (i.e., Grand Total (A)+(B)+(C) indicated in Statement at para (I)(a) above)
	NIL	0	0	0.00
	TOTAL	NIL	NIL	NIL

For KMS 

Director